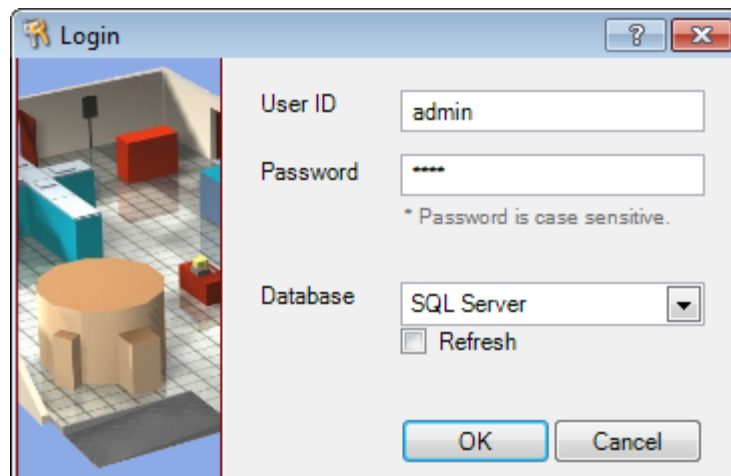
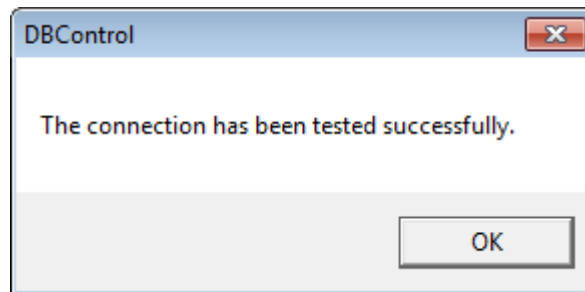
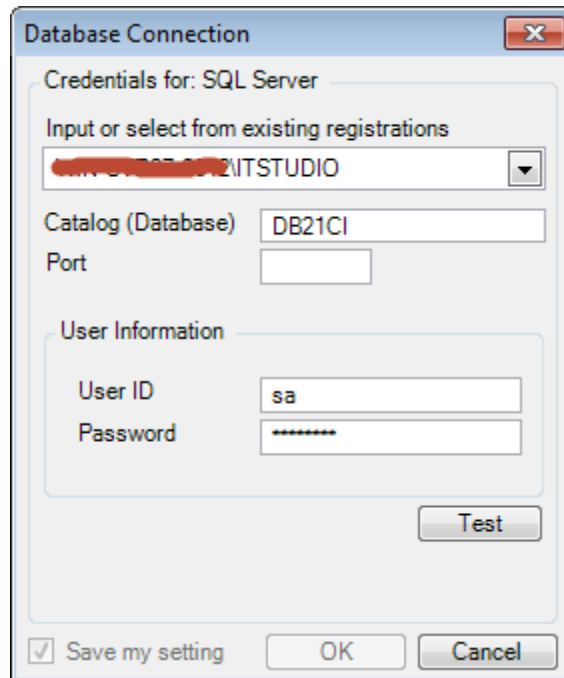


Procedure to have the ability for all users to share the same database for IT Studio drawings:

1. Create a **new** Instance in SQL Server called **ITStudio** (however you may use any name)
 - a. Be sure this instance of SQL Server is accessible to all users of IT Studio on the network
2. Setup the SQL Server Instance for **mixed mode authentication** and create a SA password **ITSTUDIO** (however you may use any password)
3. Delete the following file “C:\ProgramData\21st Century Innovations\IT Studio\User\Common\Registration.xml” – this will allow for a new registration to be setup
4. Start IT Studio with a drawing and load the code or start IntelliTask and you will see the Login dialog box below – type in User ID: **admin** and Password: **pswd**
 - a. Select SQL Server of SQL Server Express as your database depending which has been setup for you



5. You will now see a dialog box similar to the one below
 - a. Fill in the requested information and click Test – you should see tested successfully



6. Copy this file "C:\ProgramData\21st Century Innovations\IT Studio\User\Common\Registration.xml" to the other user PC's

You are now connected to SQL Server for multiple users!